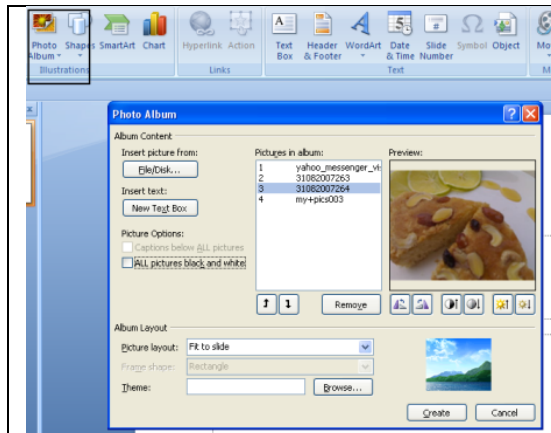




25 Ways to Enhance PowerPoint Presentations

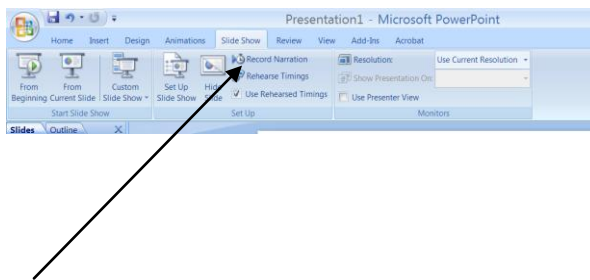


Create Photo Albums.

Animate your transitions.



Record Narration.



Animate for effect.

- Show a picture and have students brainstorm. Use animation to introduce the ideas/vocabulary.
- Use animation to emphasize a website's key information.
- Use animation to categorize.
- Use animation to add meaning such as famous writings or book covers.

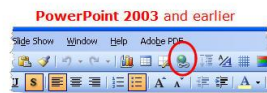
You can customize animation for clipart, photo, graphs, anything.

Make Your Own Template

- Go to View
- Click on Slide Master
- Click on first slide
- Insert Picture or Clipart
- Click to Normal View

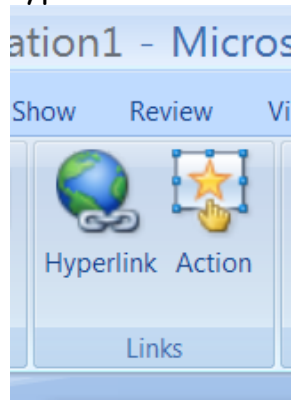
Hyperlink to other slides (older version)

- Go to view
- Click on Toolbars
- Choose Control Toolbox
- Click on Other Controls with the symbol of hammer and screw driver
- Draw a box on the slide for what you want to click on
- Right click to Properties
- Then choose Custom



Hyperlink websites

- Find the site you want to include in your presentation.
- Paste it or type it on the slide.
- Click on the hyperlink icon.




Use with CPS System.

<http://www.docstoc.com/docs/2542914/How-to-Use-Questions-Created-in-PowerPoint-with-CPS-clickers>



Make PowerPoint Games.

<http://www.jc-schools.net/tutorials/PPT-games/>



<http://facstaff.uww.edu/jonesd/games/index.html>

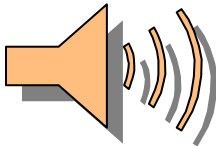
Add Primary Sources.

<http://images.google.com/hosted/life>

A screenshot of the Google LIFE photo archive search page. At the top, it says "Google LIFE photo archive hosted by Google". Below that, there's a search bar with the text "Search LIFE images" and a "Go" button. The page is divided into several sections: "Search millions of historic photos" with a brief description; "People" with a grid of small photo thumbnails and labels for decades (1860s, 1870s, 1880s, 1890s, 1900s, 1910s, 1920s, 1930s, 1940s, 1950s, 1960s, 1970s); "Places" with a grid of thumbnails and labels for locations like Fort Fleck, St. Peter's Square, and Times Square; "Events" with a grid of thumbnails and labels for events like the 1930s oil boom and the Vietnam War; "Sports" with a grid of thumbnails and labels for sports like Baseball and Football; and "Culture" with a grid of thumbnails and labels for cultural topics like Ballet and Country Doctor. There is also a "Search tip" section at the bottom.

Add Sounds.

<http://www.soundsnap.com/>



No More Death by PowerPoint.

<http://breeze.bloomu.edu/powerpointtips/>



- Try Empressr.
- Try SlideRocket.
- Try Google Docs.
- Try Author Stream.
- Try SlideShare.

Check out Pete's PowerPoint Station. <http://www.pppst.com/>



Communication Arts Ideas:

Math Ideas:

Social Studies/Science Ideas:

Digital Storytelling

Digital Yearbook

Student Projects

List of Related Citations

Enhancing PowerPoint Presentations

PRESENTED BY STAFF DEVELOPMENT FOR EDUCATORS (SDE)

Lori Elliott

Richardson, J. (2002, April). Take a Closer Look. *Tools for Schools*. National Staff Development Council.

San Mateo County Office of Education. (2000). *Project-based Learning with Multimedia: The Challenge 2000 Multimedia Project*. <http://pblmm.k12.ca.us/>

Wirt, J., Choy, S., Gerald, D., Provasnik, S., Rooney, P., Watanabe, S., & Tobin, R. (2002) *The Condition of Education 2002*. National Center for Education Statistics.

York-Barr, J., Sommers, W.A., Ghere, G.S., & Montie, J. (2006). *Reflective Practice to Improve Schools: An Action Guide for Educators*. Thousand Oaks, CA: Corwin Press.